

English and Language Arts

Kindergarten / Week 6

Week 6 At A Glance		
Day 1	<input type="checkbox"/> Read for 20 minutes <input type="checkbox"/> Sound /y/ Page 225 <input type="checkbox"/> Trace and Write Yy Page 35	LAFS.K.RF.2.2.d LAFS.K.RF.3.3.a LAFS.K.RF.3.3.b
Day 2	<input type="checkbox"/> Read for 20 minutes <input type="checkbox"/> Sound /z/ Page 226 <input type="checkbox"/> Trace and Write Zz Page 59	LAFS.K.RF.2.2.d LAFS.K.RF.3.3.a LAFS.K.RF.3.3.b
Day 3	<input type="checkbox"/> Read for 20 minutes <input type="checkbox"/> Blending /y/ and /z/ Page 228 <input type="checkbox"/> Build a Sentence	LAFS.K.RF.2.2.d LAFS.K.RF.3.3.a LAFS.K.RF.1.1
Day 4	<input type="checkbox"/> Read for 20 minutes <input type="checkbox"/> Sentences with Prepositions Pages 68-69	LAFS.K.L.1.1.e
Day 5	<input type="checkbox"/> Read for 20 minutes <input type="checkbox"/> Decodable Passage Page 33	LAFS.K.RF.4.4 LAFS.K.W.1.2

Name

Teacher

Dear Parent/Guardian,

During Week 6, your child will practice a variety of skills, including letter and sounds for /y/ and /z/, blending words emphasizing the /y/, /z/, /i/, /u/, /m/, /a/ and /k/ sounds, practicing handwriting, using prepositions in sentences, build a sentence, and demonstrate comprehension using decodable passages.

We also suggest that students have an experience with reading each day. Reading at home will make a HUGE difference in your child's school success! Make reading part of your everyday routine. Choose books that match your child's interests. Reading for 20 minutes a day will continue to grow your young reader's vocabulary and comprehension.

Links for additional resources to support students at home are listed below for letters and numbers review, sight word practice, colors, shapes, and more:

<https://classroommagazines.scholastic.com/support/learnathome.html>

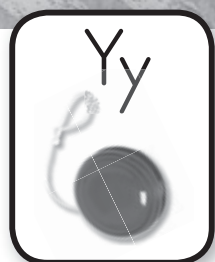
<https://www.education.com/>

<http://www.sheppardsoftware.com/>

<https://www.funbrain.com/>

<https://www.starfall.com/h/>

<https://www.abcya.com/>




Name _____











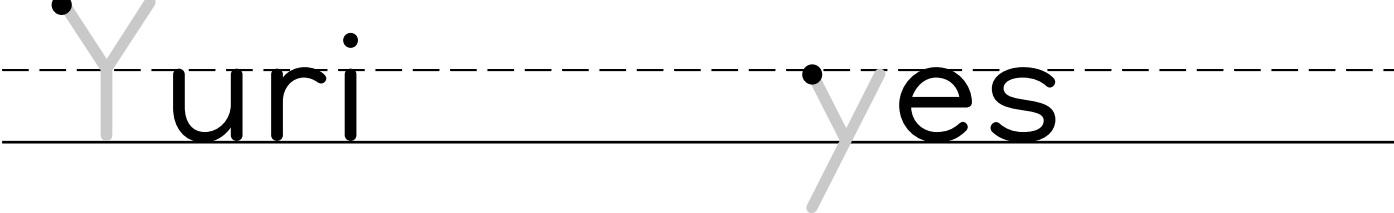
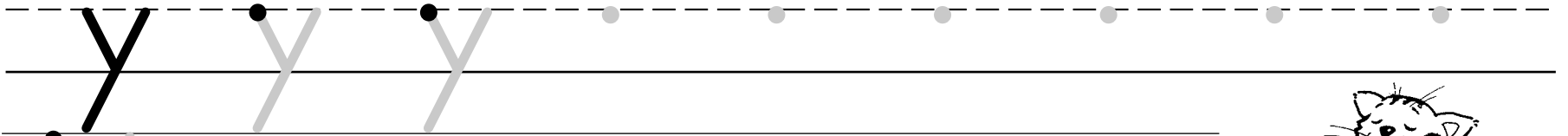
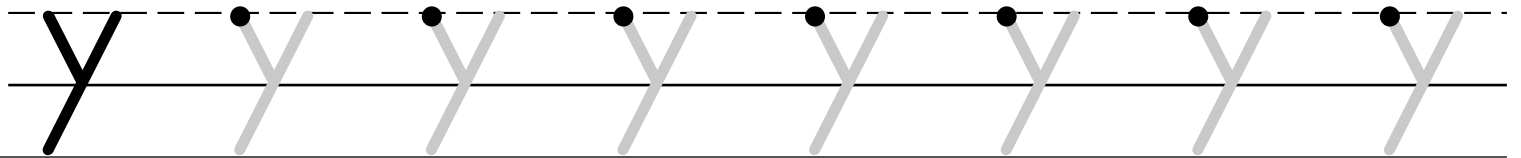
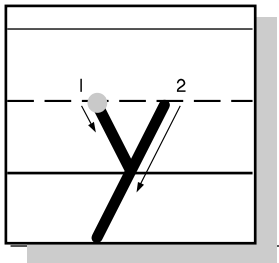
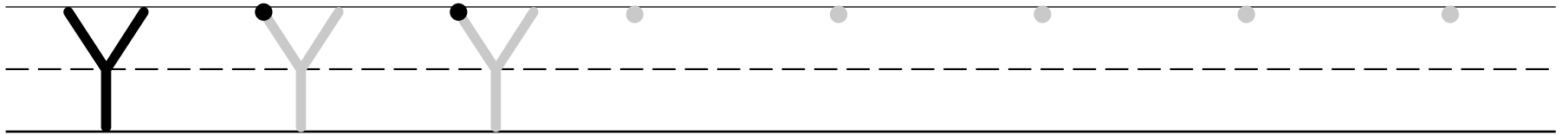
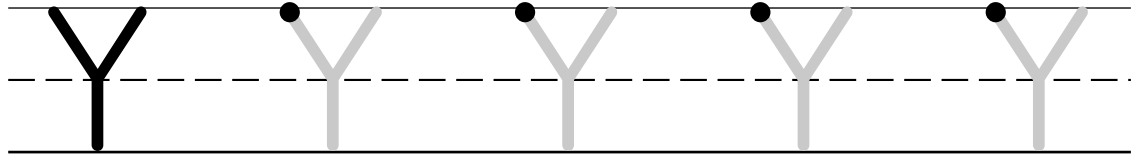
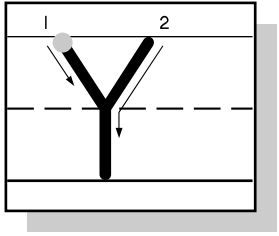






Phonics: /y/y
Say the name of each picture. Write the letter y next to each picture whose name begins with the /y/ sound.

Name _____





Directions: *Yawn* starts with the letter **Y**. Point to the capital **Y** and trace it. Trace and write all the capital **Y**'s. Point to the small **y** and trace it. Then trace and write all the small **y**'s.





Name _____





1.  _____

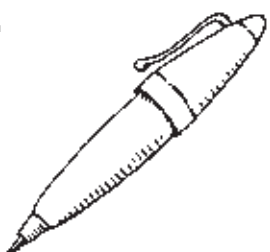
 _____


2.  _____

 _____

3.  _____

 _____

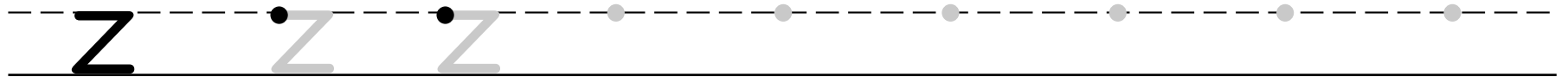
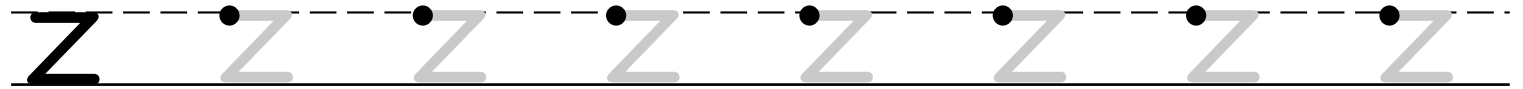
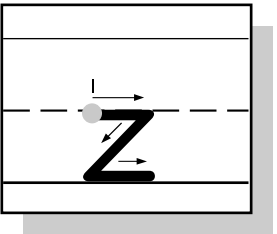
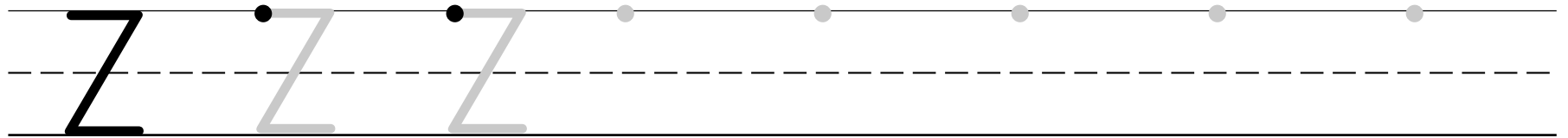
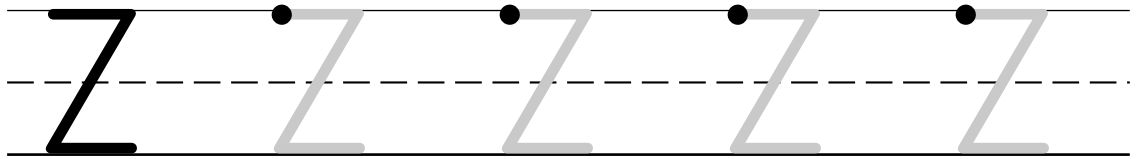
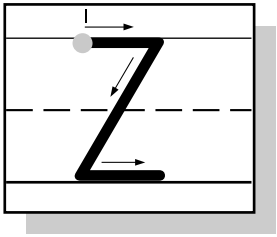
4.  _____

 _____

Phonics: /z/z

Say the name of each picture. Write the letter z next to each picture whose name begins with the /z/ sound.

Name _____



Zeb is a zebra.




Directions: Zebra starts with the letter Z. Point to the capital Z and trace it. Trace and write all the capital Z's. Point to the small z and trace it. Then trace and write all the small z's.



Name _____


zip yum yak

1.



yak

2.



3.



Copyright © The McGraw-Hill Companies, Inc.

Phonics: Blending /y/y, /z/z

Blend the sounds and say the word. Write the word. Repeat the word.


Name: _____

Let's Make a Sentence!



Glue the words in the correct order to make a sentence.

--	--	--



Write the sentence.



Draw a picture and color it in.

fast.

We


run




Name _____



1. The pup sits with Nat.



2. The fox is by the rock.



Copyright © McGraw-Hill Education

Sentences with Prepositions Read the sentences. Draw a picture to show where the animal is in each sentence.

Name _____



1. I sat _____ the chair.

on ox



2. The yam is _____ the sack.

am in

3. Jack will go _____ cab.

bag by



Sentences with Prepositions Read each sentence. Read the word choices. Then write the word that completes each sentence on the line.

Name _____

Not Yet, Zeb

Can Zeb go with me?

Yes, he can.

But not yet.

Get a hat, Zeb.



★Activity★

Tell what you like
to play.